

### **MSUD VALVE PLUG FORM CI 9.4 MM**

PUR 3X0.75 YELLOW, UL/CSA, drag ch 1.5m

MSUD

The resistance to aggressive media should be individually tested for your application. Further details on request.

Form CI (9.4 mm)

0...230 V AC/DC

without components

3-pole

Bridged PE

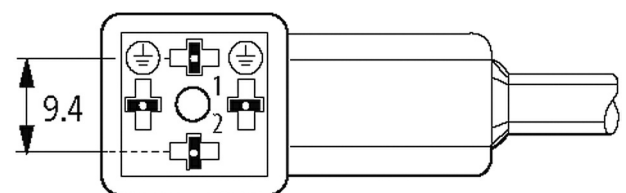
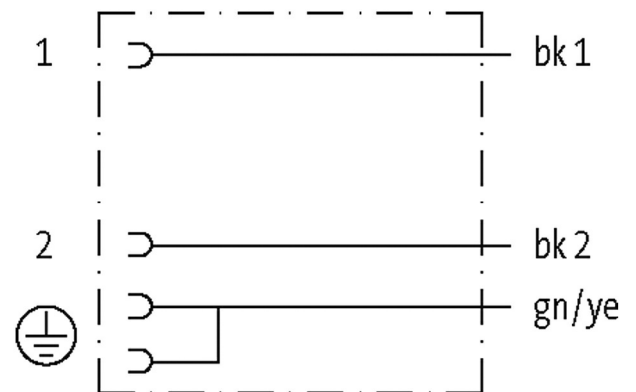
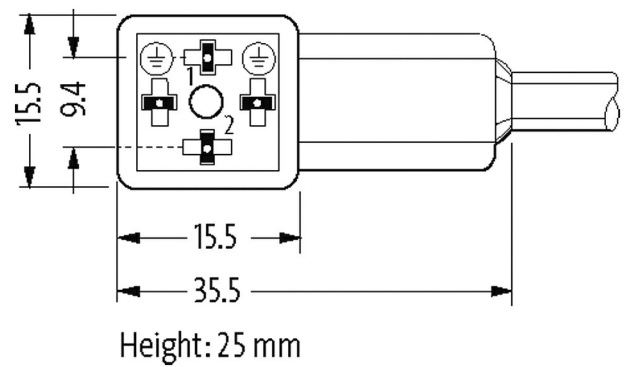

without cable sleeves

Further cable lengths on request.

Plastic housings with good resistance against chemicals and oils.

### [Link to Product](#)

Illustration



Product may differ from Image

**Approvals**

cCSAus

\* only for products with UL/GSA approved cable

**Form**

Form

94061

**General data**

Pollution Degree

3

Material (gasket)	PUR
Temperature range	-25...+85 °C, depending on cable quality
<b>Cables</b>	
No./diameter of wires	3 × 0.75 mm <sup>2</sup>
Wire isolation	PP (bk num, gnye)
C-track properties	10 Mio.
Material (jacket)	PUR (UL/CSA)
Outer Ø	5.9 mm ±5%
Bend radius (moving)	10 × outer Ø
Temperature range (fixed)	-40...+80 °C
Temperature range (mobile)	-25...+80 °C
Cable identification	036
Cable Type	3 (PUR)
Approval (cable)	cURus (AWM-Style 20549/10493); CE conform
Cable weight [g/m]	56,10
Material (wire)	Cu wire, bare
Resistor (core)	max. 26 Ω/km (20 °C)
Single wire Ø (core)	0.15 mm
Construction (core)	42 × 0.15 mm (multi-strand wire class 6)
Diameter (core)	3 × 0.75 mm <sup>2</sup>
AWG	similar to AWG 18
Material (wire isolation)	PP
Material property (wire isolation)	CFC-, halogen-, cadmium-, silicone- and lead-free
Shore hardness (wire isolation)	70 ±5 D
Wire-Ø incl. isolation	1.85 mm ±5%
Color (jacket)	yellow
Color/numbering of wires	bk numbered, gnye longitudinally striped
Stranding combination	3 wires twisted
Shield	no
Material (jacket)	PUR
Material property (jacket)	CFC-, halogen-, cadmium-, silicone- and lead-free, matt, low-adhesion, machine easy to process, abrasion-resistant, hydrolysis and microbial resistant
Shore hardness (jacket)	90 ±5 A
Outer-Ø (jacket)	5.9 mm ±5%
chemical resistance	good resistance to oil, gasoline and chemicals (EN 60811-404)
thermal resistance	flame retardant UL 1581 VW1 / CSA FT1 / IEC 60332-1, IEC 60332-2-2
Nominal voltage	300 V AC
Test voltage	2500 V AC
Current load capacity	to DIN VDE 0298-4
Temperature range (fixed)	-40...+80 °C, (+90 °C at max. 10 000 operating hours)
Temperature range (mobile)	-25...+80 °C, (+90 °C at max. 10 000 operating hours)
Bend radius (fixed)	5 × outer Ø
Bend radius (moving)	10 × outer Ø
No. of bending cycles (C-track)	max. 10 Mio. (25 °C)
Travel speed (C-track)	max. 3 m/s
Acceleration (C-track)	max. 10 m/s <sup>2</sup>
Torsion stress	±180°/m
No. of torsion cycles	max. 2 Mio. (25 °C)

Torsion speed	35 cycles/min
---------------	---------------

Jacket Color	yellow
--------------	--------

#### Technical Data

Operating voltage	max. 230 V AC/DC
-------------------	------------------

Rated surge voltage	4.0 kV
---------------------	--------

Operating current per contact	max. 6 A
-------------------------------	----------

Material group	IEC 60664-1, category I
----------------	-------------------------

Locking of ports	M3 (recommended torque 0.4 Nm)
------------------	--------------------------------

Protection	IP67 inserted and tightened (EN 60529)
------------	--

Locking material	Steel (galvanized)
------------------	--------------------

Material	PBT
----------	-----

suitable for corrugated tube (internal Ø)	without
---	---------

Housing	Black plastic (gray on request)
---------	---------------------------------

#### Commercial data

country of origin	CZ
-------------------	----

customs tariff number	85444290
-----------------------	----------

EAN	4048879563413
-----	---------------

eClass	27279218
--------	----------

Packaging unit	1
----------------	---